

QZSS (Quasi-Zenith Satellite System)
Correction data evaluation

CLAS/PPP/SLAS

- Period

7/30~8/19 2023

RMS and Average Errors for 1 week (cm, Lat/Lon) (2023/7/30–2023/8/5)

CLAS	RMS	Average
7/30	1.7 /2.0	0.4 /1.6
7/31	1.5 /2.1	-0.2 /1.4
8/1	1.6 /2.1	-0.1 /1.6
8/2	2.0 /2.5	-0.2 /1.6
8/3	2.0 /2.5	-0.2 /1.6
8/4	1.6 /2.1	0.1 /1.5
8/5	1.6 /2.5	-0.2 /1.3

PPP	RMS	Average
7/30	---/---	---/---
7/31	---/---	---/---
8/1	---/---	---/---
8/2	5.2 /6.7	-2.7 /1.2
8/3	4.7 /5.2	-2.6 /-2.7
8/4	4.3 /3.6	-2.6 /-0.1
8/5	4.0 /3.4	-2.4 /-2.3

SLAS	RMS	Average
7/30	43.4 /34.9	19.2 /-16.5
7/31	44.0 /35.4	17.9 /-12.9
8/1	42.9 /32.5	21.0 /-8.1
8/2	175.3 /157.3	30.2 /70.9
8/3	382.5 /382.6	-323.9 /308.6
8/4	389.9 /389.5	-338.6 /327.2
8/5	389.9 /389.5	-338.6 /327.2

※Latitude/Longitude

RMS and Average Errors for 1 week (cm, Lat/Lon) (2023/8/6– 2023/8/12)

CLAS	RMS	Average
8/6	1.5 /2.0	0.0 /1.6
8/7	2.0 /2.2	0.9 /1.3
8/8	1.6 /2.0	0.3 /1.6
8/9	1.4 /1.7	0.0 /1.3
8/10	2.3 /2.3	0.3 /1.2
8/11	2.6 /2.7	0.5 /0.9
8/12	2.2 /2.4	-0.4 /1.0

PPP	RMS	Average
8/6	---/---	---/---
8/7	3.5 /3.3	-1.7 /0.9
8/8	3.5 /5.2	-1.3 /-2.6
8/9	4.2 /3.0	-2.6 /0.4
8/10	3.4 /6.5	-0.4 /-4.8
8/11	5.9 /5.6	-3.4 /-1.1
8/12	5.4 /3.9	-4.0 /-0.3

SLAS	RMS	Average
8/6	---/---	---/---
8/7	---/---	---/---
8/8	310.9 /331.5	-247.0 /274.5
8/9	312.4 /357.8	-239.5 /294.4
8/10	238.9 /351.0	-127.6 /312.8
8/11	---/---	---/---
8/12	---/---	---/---

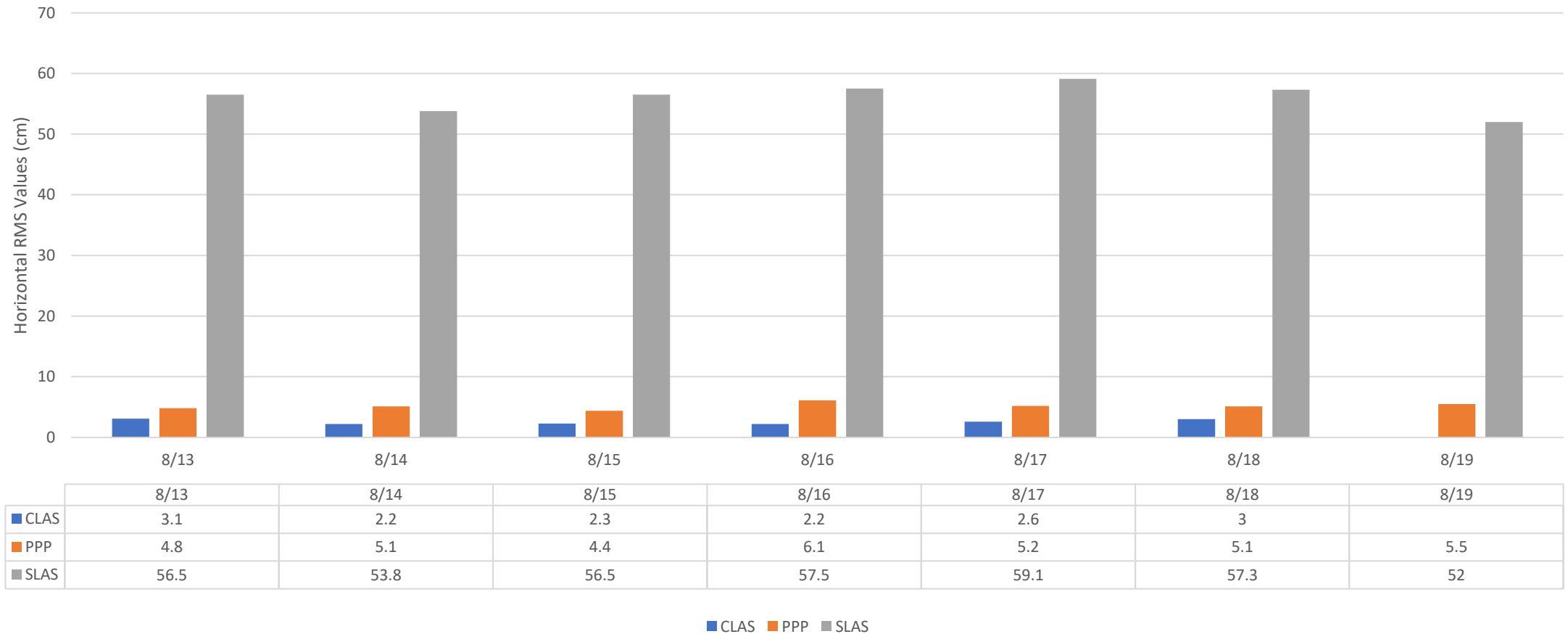
※Latitude/Longitude

RMS and Average Errors for 1 week (cm, Lat/Lon) (2023/8/13– 2023/8/19)

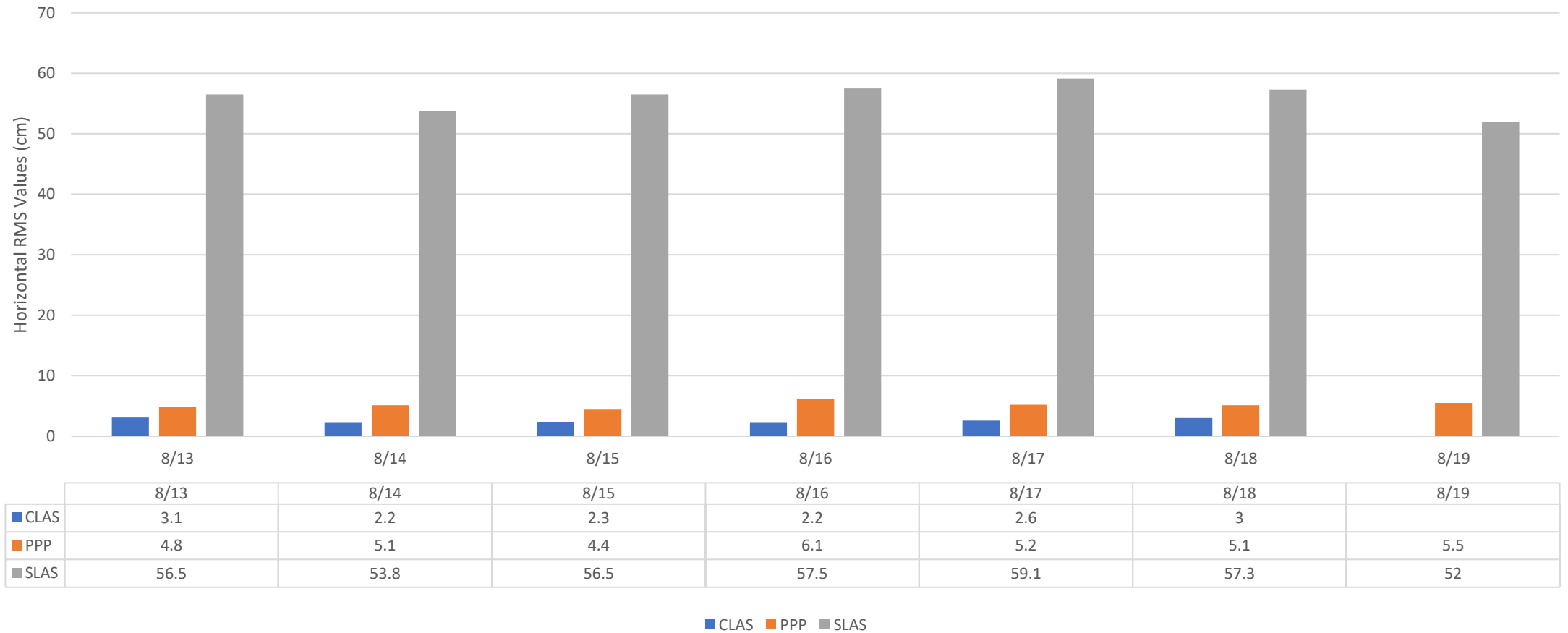
CLAS	RMS	Average	PPP	RMS	Average	SLAS	RMS	Average
8/13	1.9 /2.5	-0.1 /1.5	8/13	5.5 /7.2	-2.7 /0.9	8/13	---/---	---/---
8/14	2.8 /3.0	-0.6 /1.8	8/14	5.5 /7.2	-2.7 /0.9	8/14	---/---	---/---
8/15	2.5 /2.5	0.3 /1.3	8/15	---/---	---/---	8/15	235.3 /526.4	176.2 /502.9
8/16	2.3 /2.2	0.4 /1.3	8/16	5.2 /5.6	-0.8 /0.1	8/16	201.7 /158.5	196.7 /148.8
8/17	2.0 /2.3	0.1 /1.8	8/17	3.2 /3.7	-0.6 /-1.0	8/17	189.2 /151.1	185.1 /146.2
8/18	1.4 /2.0	0.1 /1.6	8/18	4.0 /6.7	-2.0 /-3.6	8/18	192.9 /153.7	189.1 /149.6
8/19	1.5 /2.3	0.3 /1.9	8/19	4.3 /5.3	-1.3 /-0.9	8/19	189.8 /159.2	186.3 /155.6

※Latitude/Longitude

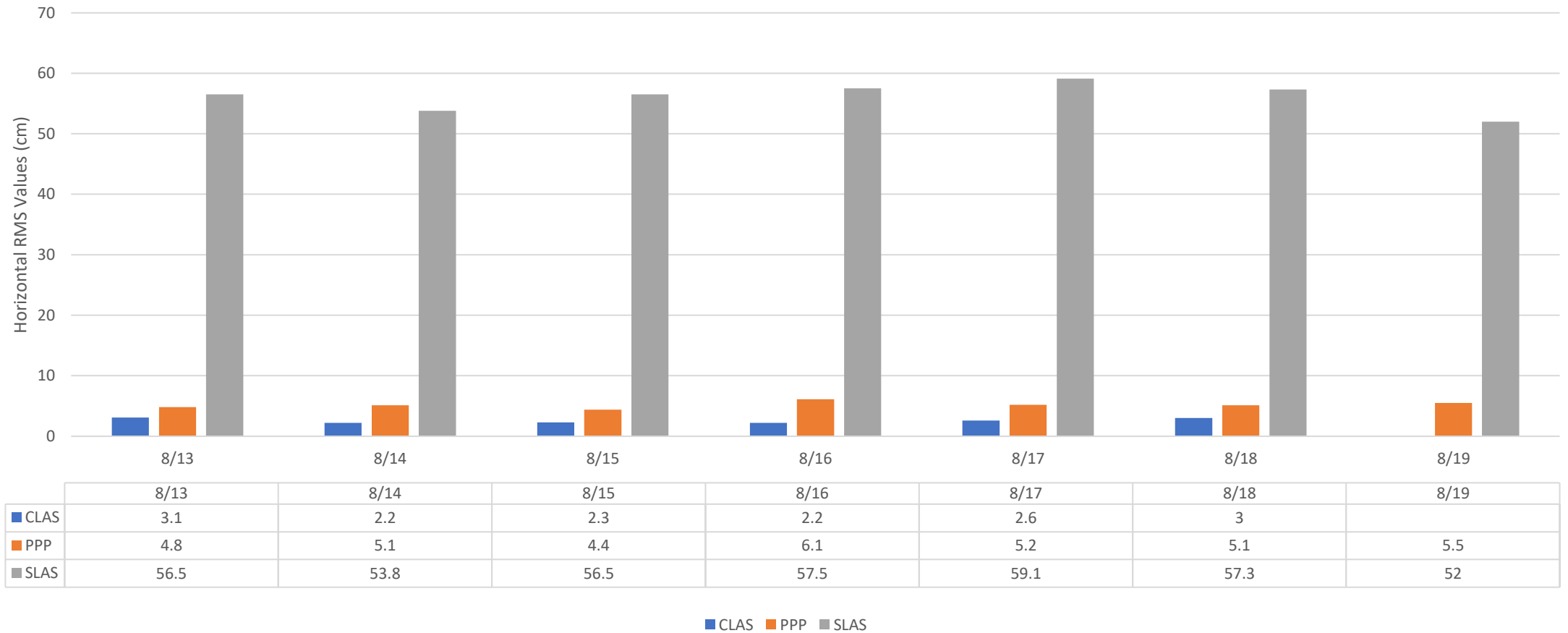
CLAS/PPP/SLASの水平RMS値 (2023/7/30-2023/8/5)



CLAS/PPP/SLASの水平RMS値 (2023/8/6- 2023/8/12)



CLAS/PPP/SLASの水平RMS値 (2023/8/13- 2023/8/19)

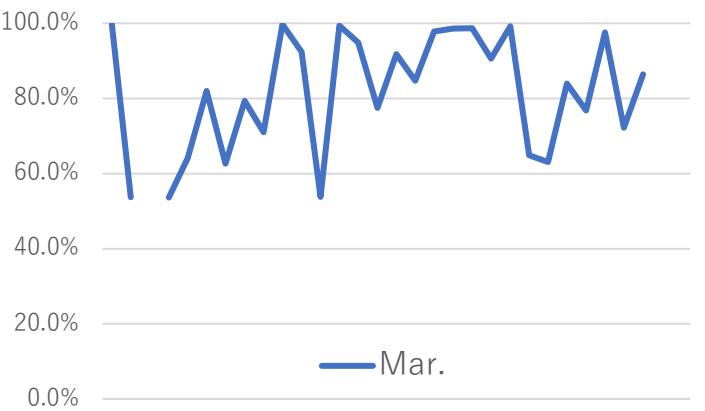
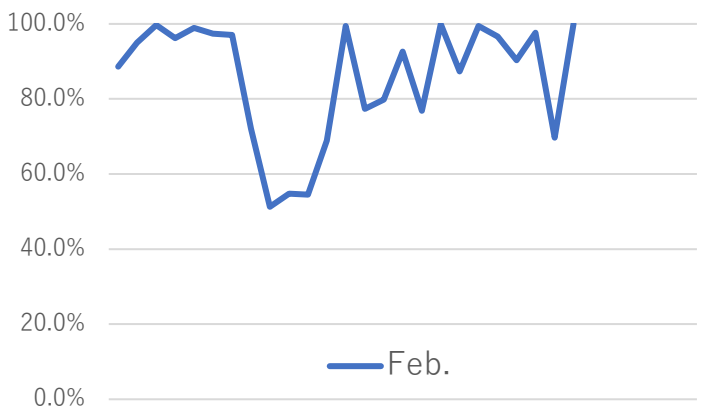
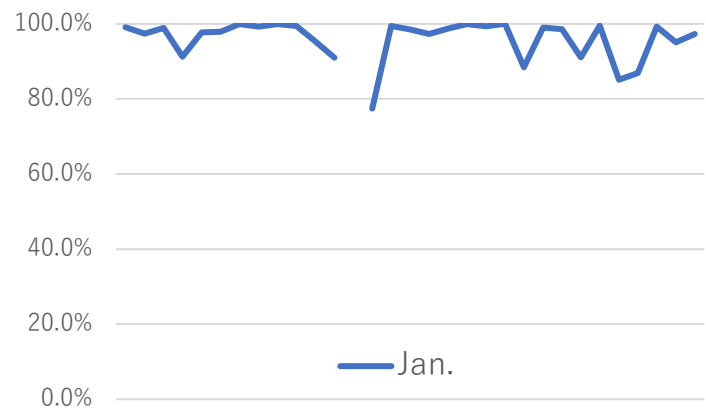
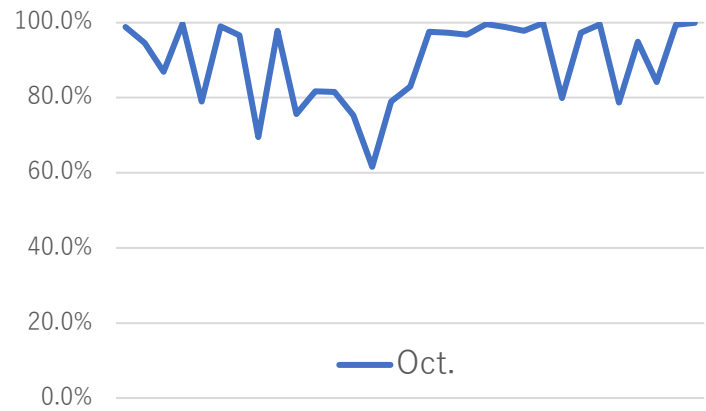


CLAS Fix Rate

(2023/7/30 – 2023/8/19)

Date	CLAS Fix Rate	Date	CLAS Fix Rate	Date	CLAS Fix Rate
7/30	89.8%	8/6	98.2%	8/13	87.1%
7/31	99.6%	8/7	91.8%	8/14	95.2%
8/1	98.9%	8/8	98.1%	8/15	81.6%
8/2	98.7%	8/9	98.8%	8/16	96.7%
8/3	98.9%	8/10	98.8%	8/17	99.2%
8/4	94.4%	8/11	87.9%	8/18	99.1%
8/5	99.5%	8/12	97.3%	8/19	99.9%

CLAS Fix Rate Monthly Report (Oct. 2022 – as of Aug.19, 2023)



CLAS Fix Rate Monthly Report (Oct. 2022 – as of Aug.19, 2023)

